


















PSHE Curriculum

Vision: The PSHE curriculum at Windsor Community Primary School is rooted in the school's vision of being a safe, nurturing and inclusive community where children feel a strong sense of belonging and are supported to become confident, responsible and caring citizens. Our PSHE curriculum is responsive and preventative, supports pupils to unlock their potential, value themselves and others, and develop the skills needed to navigate life successfully within their community and the wider world.

	INTENT	IMPLEMENTATION			IMPACT
 <p>Alignment to National Curriculum</p>	<p>PSHE at Windsor aligns with statutory Relationships Education and Health Education requirements and follows national guidance for Personal, Social, Health and Economic education. The curriculum addresses health and wellbeing, relationships and living in the wider world, including safety, mental and physical health, and preparing pupils for later life.</p>	 <p>Pedagogical Approaches</p>	<p>Teaching in PSHE provides a structured framework where sensitive discussions can take place safely and respectfully. Lessons promote emotional literacy, decision-making, empathy and respectful dialogue. A strong emphasis is placed on oracy, allowing pupils to express ideas, ask questions and develop confidence when discussing real-life issues.</p>	 <p>Approach to Assessment</p>	<p>Assessment in PSHE focuses on understanding, reflection and personal development rather than formal testing. Teachers use discussion, observation and pupil self-reflection to check understanding and inform next steps, ensuring learning builds progressively and is meaningful to pupils' lived experiences.</p>

 <p>Sequencing and end points</p>	<p>The PSHE curriculum is carefully sequenced to revisit and deepen learning over time. Pupils progressively build knowledge and skills related to managing emotions, forming healthy relationships, keeping safe and becoming informed, active citizens. End points focus on pupils being confident, respectful and able to make informed choices.</p>	 <p>Teacher's Expert Knowledge</p>	<p>Teachers are supported by clear curriculum guidance and school policies, ensuring consistent delivery of PSHE across year groups. Staff create inclusive learning environments and use agreed language and approaches to address sensitive themes appropriately and accurately.</p>	 <p>Performance Data</p>	<p>PSHE contributes strongly to pupils' personal development, an area identified as good in the most recent inspection. Pupils demonstrate positive attitudes, respect for others and an understanding of equality and difference, reflecting the impact of the school's personal development and PSHE provision.</p>
---	---	--	--	--	---

 <p>Communication Aims</p>	<p>Developing pupils' ability to communicate effectively is a key curriculum driver at Windsor. PSHE provides frequent opportunities for pupils to articulate feelings, listen to others and engage in meaningful dialogue, supporting spoken language development across the curriculum.</p>	 <p>Promoting Discussion and Understanding</p>	<p>PSHE lessons promote discussion around identity, safety, relationships and wellbeing. Pupils are encouraged to share views, recognise different perspectives and develop empathy, helping them understand both themselves and others in a diverse community.</p>	 <p>Pupil's Work</p>	<p>Evidence of learning in PSHE is seen through pupil voice, discussions, reflective activities and contributions to class and school decisions, such as participation in the school council. Pupils are enthusiastic and engaged and can talk confidently about key PSHE themes.</p>
 <p>Addressing Social Disadvantage</p>	<p>The PSHE curriculum is designed to support pupils in overcoming barriers such as poverty, prejudice and inequality. Teaching explicitly addresses self-worth, resilience, safety and emotional wellbeing, helping pupils develop the skills needed to thrive despite challenges.</p>	 <p>Knowing More and Remembering More</p>	<p>Key ideas in PSHE are revisited and built upon over time, enabling pupils to deepen understanding and retain knowledge about health, relationships and personal responsibility. This supports pupils in applying learning to real-life situations as they move through the school.</p>	 <p>Monitoring and Evaluation</p>	<p>Senior leaders and staff regularly review the PSHE curriculum to ensure it remains relevant, inclusive and responsive to pupils' needs. This reflects the school's wider commitment to regular curriculum review and continuous improvement.</p>
 <p>Local Context</p>	<p>Windsor Community Primary School serves a highly diverse community, with a high proportion of pupils eligible for free school meals and pupils from minority ethnic backgrounds. PSHE reflects and celebrates this diversity, promoting equality, respect and understanding of different cultures, identities and experiences.</p>	 <p>Teacher Assessment</p>	<p>Teachers assess pupils' understanding informally through dialogue, observation and reflection. This allows staff to respond sensitively to pupils' needs and ensure misconceptions are addressed promptly within a supportive learning environment.</p>	 <p>Actions</p>	<p>The school continues to strengthen PSHE by refining curriculum sequencing, supporting teacher confidence in delivery and ensuring assessment approaches clearly show progression and impact on pupils' personal development.</p>

--	--	--	--	--	--



Enrichment

PSHE is enriched through wider school experiences such as breakfast clubs, after-school activities and opportunities for pupils to take responsibility and contribute to school life. These experiences reinforce PSHE learning and support pupils' social, emotional and moral development